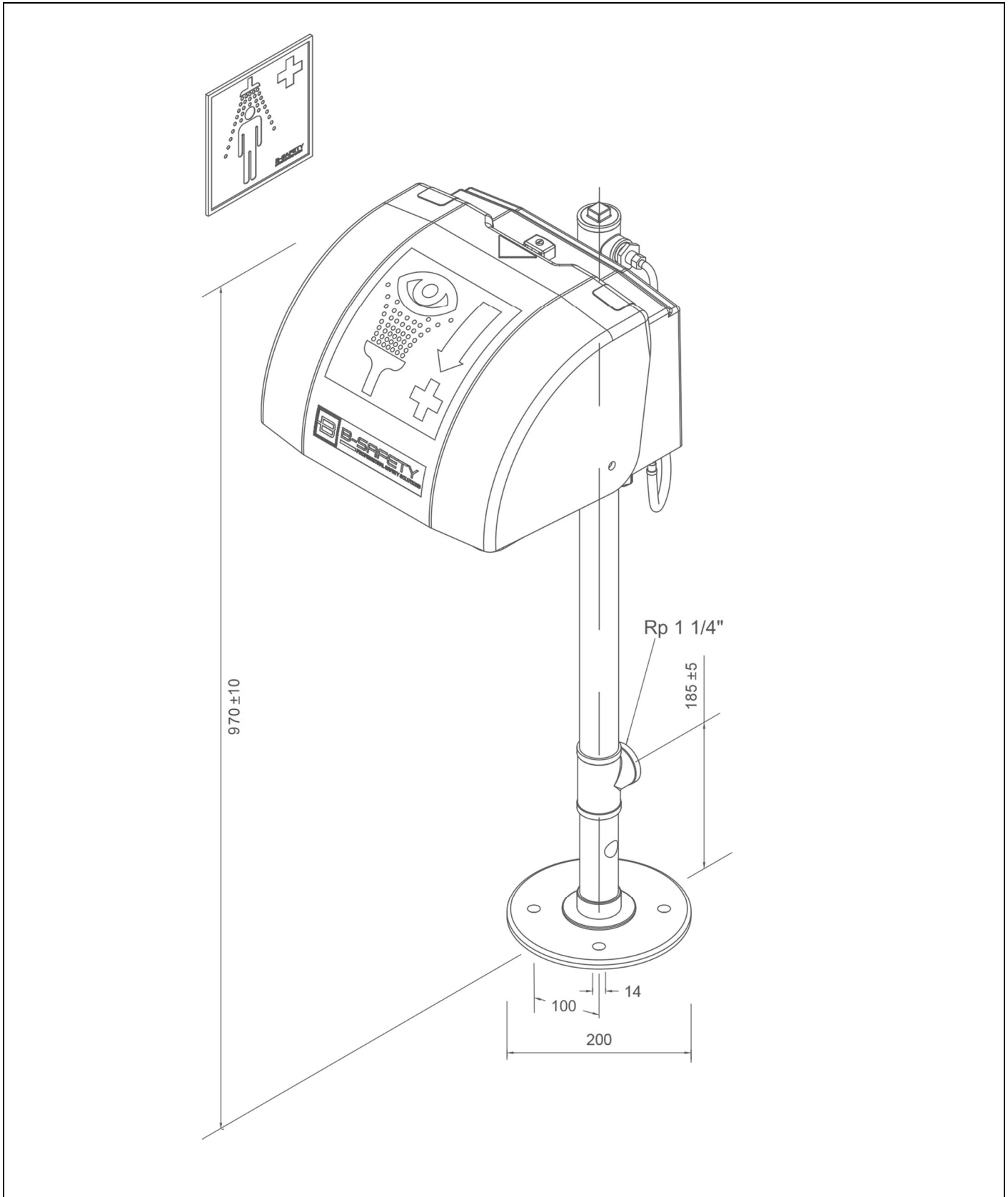


BR 852 085

ClassicLine eye-/face wash unit with bowl and lid, floor mounted



[www.b-safety.com](http://www.b-safety.com)

**Technical description**

ClassicLine eye-/face wash unit with bowl and lid, floor mounted

- base plate with 4 mounting holes of stainless steel, chemical resistant green powder coated, dimensions 200 x 200 mm
- stand pipe 1 ¼" of stainless steel, chemical resistant green powder coated, with top and bottom water inlet 1 ¼" female, total height 1025 mm
- housing, lid and bowl made of UV and impact resistant ABS plastics, water outlet 1 ½" male
- integrated protective cover against dust
- actuation by pulling down the lid
- ball valve 3/8" of brass, with lever actuation by lid, DIN-DVGW tested and certificated
- aerators made of brass with a very limited spray pattern, chrome-plated
- with integrated flow regulation valve 3/8" for setting the desired spray height and flow rate, water inlet 3/8" male
- inclusive sign for eye shower according to EN ISO 7010 und ASR A1.3 on the lid, dimensions 170 x 170 mm, viewing distance 17 metre
- height 970 mm, width 356 mm, depth 390 mm
- mounting height (lower edge) 910 mm (± 200 mm)
- according to BGI/GUV-I 850-0, DIN 1988 and EN 1717
- according to ANSI Z358.1-2014 and EN 15154-2:2006
- DIN-DVGW tested and certificated

Manufacturer: B-SAFETY or equal  
Article-No.: BR 852 085

**Technical specifications**

Minimum flow pressure:	2.5 bar
Operating pressure:	2.5 to 5 bar
Flow rate:	14-20 l/min
Water inlet:	1 ¼" female
Water outlet:	1 ½" male
Dimensions (H x W x D):	970 x 356 x 390 mm

**Norm conformity**

- EN 15154-2:2006
- ANSI Z358.1-2014

**Approvals**

- DIN-DVGW, NW-0417CL0263







**Material overview**

Material overview	Material	Material description
Aerators:	brass, chrome-plated	CW617N
Flow regulator:	brass, chrome-plated	CW617N
Housing:	plastic ABS	-
Protective dust caps:	plastic ABS	-
Ball valve:	brass	CW617N
Piping, T-pieces, adapter:	stainless steel	AISI 304
Base plate:	stainless steel	AISI 201
Sign for eye shower:	PVC-foil	-

**Product overview**

<b>BR 852 085</b>	ClassicLine eye-/face wash unit with bowl and lid, floor mounted
-------------------	--

**Accessories for safety eye-face showers**

Product overview	Model	Material	Water inlet	Water outlet	Article-No.
	Platform actuation for eye showers and safety showers, in addition to the standard actuation.	steel, galvanised	-	-	BR 870 200
	Platform actuation for eye showers and safety showers, in addition to the standard actuation.	stainless steel	-	-	BR 870 205
	Foot lever actuation for eye-/face wash units with bowl and lid, in addition to the standard actuation.	plastic	-	-	BR 870 371
	Maintenance ball valve for safety showers with removable trigger lever.	stainless steel	1 1/4" female	1 1/4" female	BR 830 950
	Thermostatic mixing valve for eye showers and safety showers, adjustment range 20 - 43°C, scald protection 43°C, flow rate 60 l/min at 2 bar flow pressure.	brass	3/4" male and 1" male	3/4" male and 1" male	BR 710 950
	Flow switch for eye showers and safety showers, protection degree IP 65, electrical supply with 1.5 m cable.	brass	1 1/4" female	1 1/4" female	BR 710 860
	Alarm system for eye showers & safety showers with siren-/flashlight combination. Prewired junction box inclusive electronic switch.  Electrical supply: 230 V - 50 Hz	-	-	-	BR 015 800