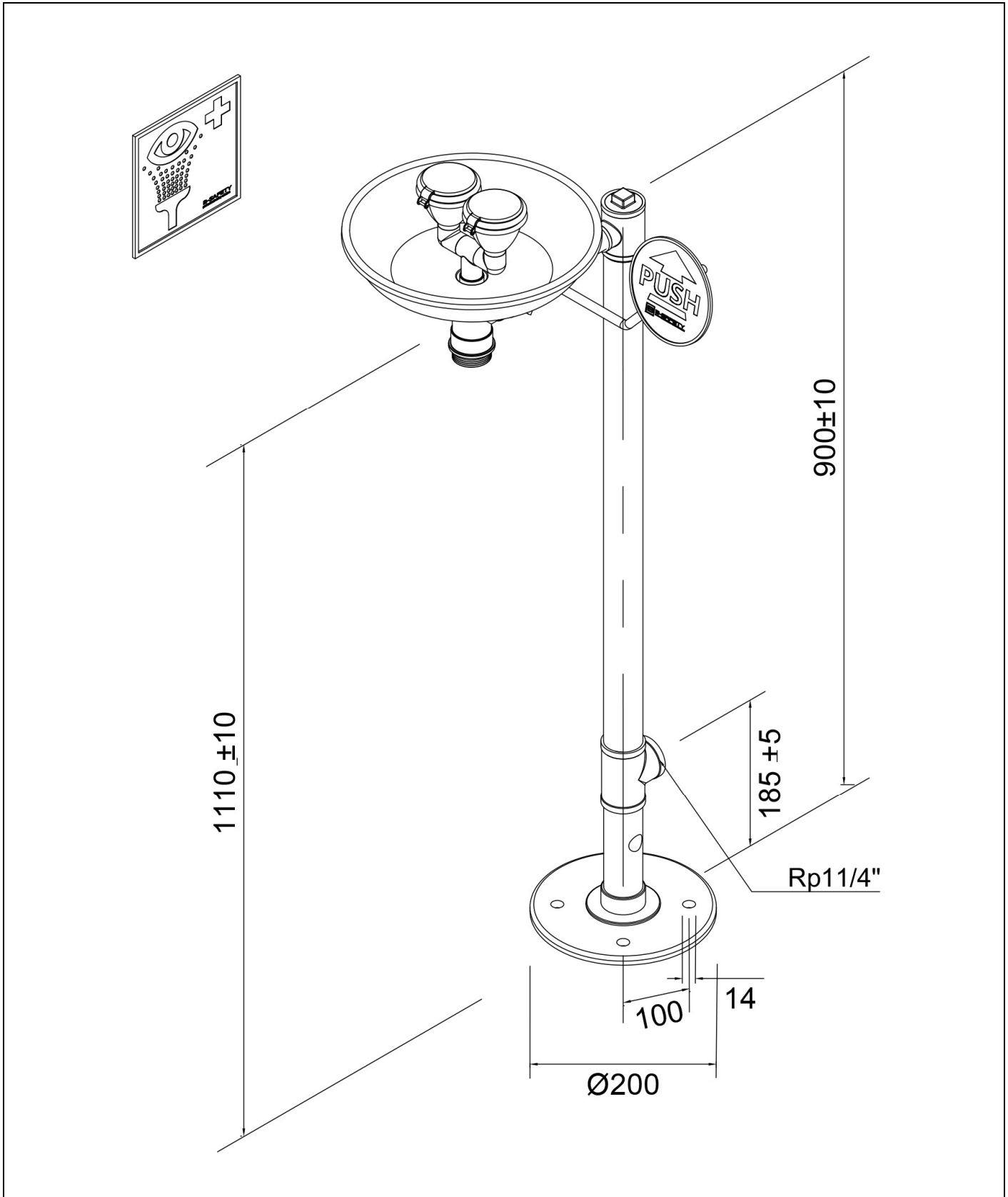


BR 305 095

PremiumLine safety eye shower with stainless steel bowl, floor mounted



**Technical description**

PremiumLine safety eye shower with stainless steel bowl, floor mounted

- base plate with 4 mounting holes of stainless steel, polished, dimensions 200 x 200 mm
- stand pipe 1 1/4" of stainless steel, polished, with top and bottom water inlet 1 1/4" female, total height 1040 mm
- connection pipe of stainless steel for easy installation and alignment of the shower, polished
- ball valve 1/2" of stainless steel, with PUSH-lever actuation, DIN-DVGW tested and certificated
- push plate made of stainless steel, polished, length 240 mm, with large signal "PUSH", luminescent according to DIN 67510
- integrated flow regulation 14 litre / minute for a standard-compliant jet pattern at a specified working range of 2.5 to 5 bar flow pressure
- high-performance spray heads made of stainless for large-scale dispersion of water, polished, with plastic spray plate, low calcification, incl. rubber sleeves and sealed dust caps, mounted over distributor fork
- bowl made of stainless steel, diameter 275 mm, polished, water outlet 1 1/4" male
- sign for eye shower according to EN ISO 7010 und ASR A1.3, self-adhesive PVC-film, 100 x 100 mm, viewing distance 10 metre
- total height 1110 mm, projection 425 mm, total width incl. lever 400 mm
- according to BGI/GUV-I 850-0, DIN 1988 and EN 1717
- according to ANSI Z358.1-2014 and EN 15154-2:2006
- DIN-DVGW tested and certificated

Manufacturer: B-SAFETY or equal  
Article-No.: BR 305 095

**Technical specifications**

|                        |               |
|------------------------|---------------|
| Minimum flow pressure: | 2.5 bar       |
| Operating pressure:    | 2.5 to 5 bar  |
| Flow rate:             | 14 l/min      |
| Water inlet:           | 1 1/4 female  |
| Water outlet:          | 1 1/4 male    |
| Dimensions (H x W):    | 1110 x 400 mm |

**Compliance with standards**

- EN 15154-2:2006
- ANSI Z358.1-2014

**Approvals**

- DIN-DVGW, NW-0417CL0263
- GOST-R, Zertifikats-Nr. 0615463

**Material overview**

**Material**





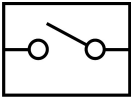

**Material description**

|                               |                 |          |
|-------------------------------|-----------------|----------|
| High-performance shower head: | stainless steel | AISI 316 |
| U-distributor:                | stainless steel | AISI 316 |
| Ball valve:                   | stainless steel | AISI 316 |
| Push plate:                   | stainless steel | AISI 316 |
| Flow regulator:               | plastic POM     | -        |
| Piping, T-pieces, adapter:    | stainless steel | AISI 316 |
| Bowl:                         | stainless steel | AISI 304 |
| Base plate:                   | stainless steel | AISI 316 |
| Sign for eye shower:          | PVC-foil        | -        |

[www.b-safety.com](http://www.b-safety.com)

|                         |  |
|-------------------------|--|
| <b>Product overview</b> |  |
| <b>BR 305 095</b>       | PremiumLine freestanding safety eye shower with stainless steel bowl |

### Accessories for safety eye showers

| Product overview  | Model  | Material        | Water inlet             | Water outlet            | Article-No.       |
|---|--|-----------------|-------------------------|-------------------------|-------------------|
|     | Maintenance ball valve for safety showers with removable trigger lever.  | stainless steel | 1 1/4" female           | 1 1/4" female           | <b>BR 830 950</b> |
|    | Foot lever actuation for eye showers, in addition to the standard actuation.   | plastic         | -                       | -                       | <b>BR 870 370</b> |
|   | Thermostatic mixing valve for eye showers, adjustment range 20 - 43°C, scald protection 43°C, flow rate max. 20 l/min.   | brass           | 1/2" male and 3/4" male | 1/2" male and 3/4" male | <b>BR 710 940</b> |
|   | Flow switch for eye showers and safety showers, protection degree IP 65, electrical supply with 1.5 m cable.   | brass           | 1 1/4" female           | 1 1/4" female           | <b>BR 710 860</b> |
|  | Emergency switch for eye showers, complete pre-mounted on shower, for EX-zones 1 & 2.  | plastic         | -                       | -                       | <b>BR 830 450</b> |
|   | Alarm system for eye showers & safety showers with siren-/flashlight combination. Prewired junction box inclusive electronic switch.<br><br>Electrical supply: 230 V - 50 Hz | -               | -                       | -                       | <b>BR 015 800</b> |