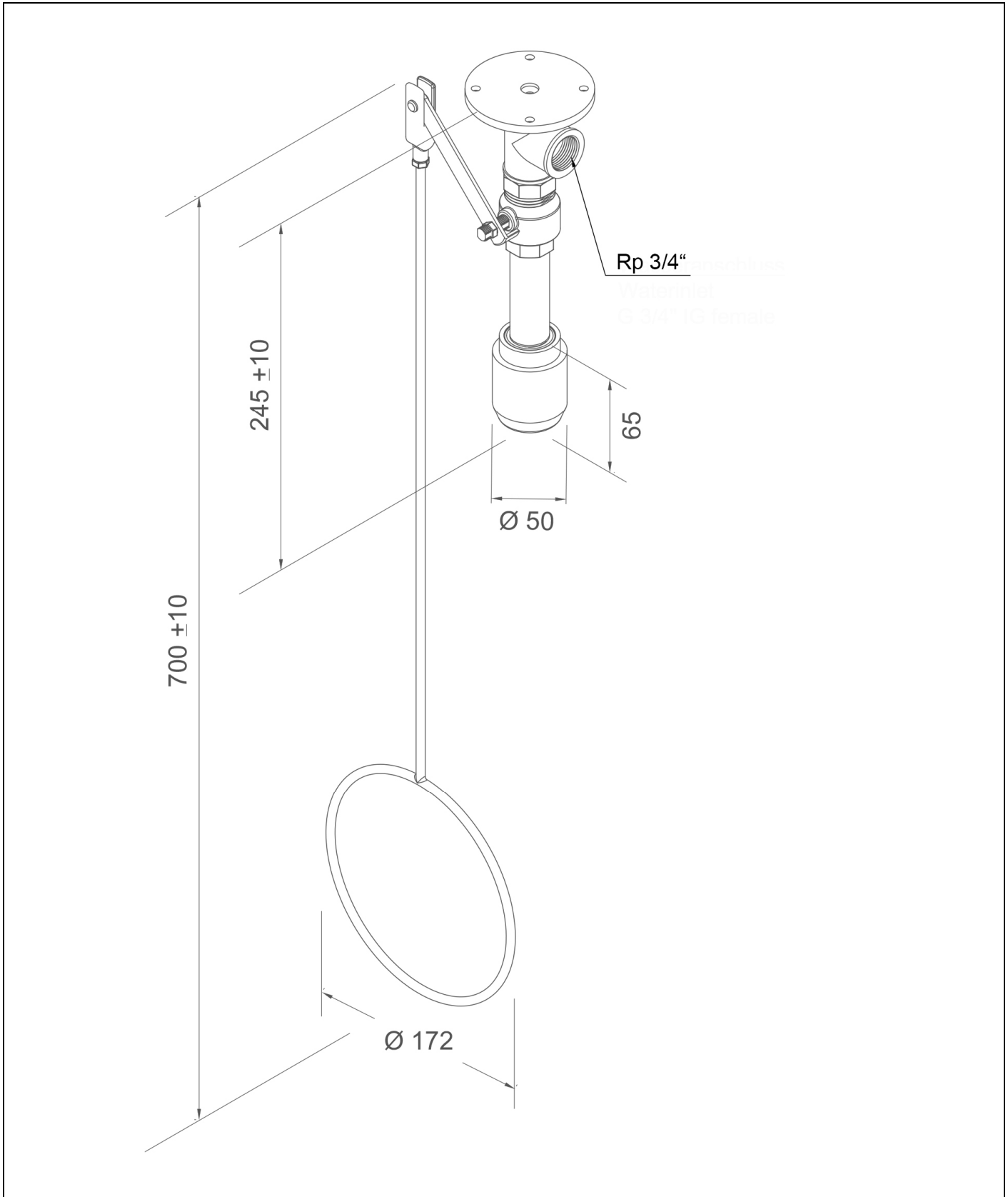


BR 085 085 ClassicLine body safety shower, ceiling mounted, exposed pipework



www.b-safety.com

Technical description

ClassicLine body safety shower, ceiling mounted, exposed pipework

- ceiling flange with 4 mounting holes of stainless steel, chemical resistant green powder coated, water inlet 3/4" female
- ball valve 3/4" made of dezincification-resistant brass, with pull rod actuation, DIN-DVGW tested and certificated
- pull rod with ring handle of stainless steel, chemical resistant green powder coated, length 700 mm
- ceiling shower arm 3/4" of stainless steel, chemical resistant green powder coated, headroom 245 mm
- integrated automatic flow regulation 50 l/min. for a spray pattern acc. to the norms at a specified operating range of 1.5 to 3 bar dynamic water pressure
- high-performance shower head of chemical resistant plastics, black, with improved spray pattern, corrosion resistant, largely calcification- and maintenance-free, very robust, self-draining
- sign for body safety shower according to EN ISO 7010 und ASR A1.3, self-adhesive PVC-film, 150 x 150 mm, viewing distance 15 metre
- mounting height 2445 mm (± 100 mm)
- according to BGI/GUV-I 850-0, DIN 1988 and EN 1717
- according to ANSI Z358.1-2014, EN 15154-1:2006 and EN 15154-5:2019
- DIN-DVGW tested and certificated

Manufacturer: B-SAFETY or equal
 Article-No.: BR 085 085

Technical specifications

Minimum flow pressure: 1.5 bar
 Operating pressure: 1.5 to 3 bar
 Flow rate: 50 l/min
 Water inlet: 3/4" female
 Dimensions (H x W x D): 700 x 172 x 86 mm

Norm conformity

- EN 15154-1:2006
- EN 15154-5:2019
- ANSI Z358.1-2014

Approvals

- DIN-DVGW, DVGW, NW-0416CL0425








Material-overview

| Material-overview | Material | Material description |
|-------------------------------|--------------------------------------|----------------------|
| High-performance shower head: | plastic POM | - |
| Ball valve: | Dezincification-resistant, DZR brass | CW724R |
| Flow regulator: | plastic POM | - |
| Piping: | stainless steel | AISI 304 |
| Pul rod with ring handle: | stainless steel | AISI 201 |
| Ceiling flange: | Stainless steel | AISI 304 |
| Sign for body safety shower: | PVC-foil | - |

www.b-safety.com

| Product overview | |
|--------------------------|--|
| BR 085 085 | ClassicLine body safety shower, ceiling mounted, exposed pipework - flow rate 50 l/min (hazard class I according to EN 15154-5:2019) |
| BR 085 085 / 75L | ClassicLine body safety shower, ceiling mounted, exposed pipework - flow rate 75 l/min / 20 GPM (hazard class II according to EN 15154-5:2019) |
| BR 085 085 / 110L | ClassicLine body safety shower, ceiling mounted, exposed pipework - flow rate 110 l/min (hazard class III according to EN 15154-5:2019) |

Accessories for body safety showers

| Product overview | Model | Material | Water inlet | Water outlet | Article-No. |
|---|--|----------------------|-----------------------|-----------------------|-------------------|
|  | ClassicLine cable actuation for injured persons lying on the ground, additional to pull rod. | Stainless steel rope | - | - | BR 082 200 |
|  | ClassicLine disability friendly pull rod with double ring handle, green. Length: 1150 mm | Stainless steel | - | - | BR 082 300 |
| | PremiumLine disability friendly pull rod with double ring handle, stainless steel. Length: 1150 mm | Stainless steel | - | - | BR 082 350 |
|  | Service shut-off for eye showers and safety showers with removable release lever. | Stainless steel | 3/4" female | 3/4" female | BR 830 955 |
|  | Thermostatic mixing valve for eye showers and safety showers, setting range 20 - 43°C, scald protection 43°C, volume flow approx. 60 l/min at 2 bar flow pressure. | Brass | 3/4" male and 1" male | 3/4" male and 1" male | BR 710 950 |
|  | Flow switch for eye showers, protection degree IP 65, electrical supply with 1.5 m cable. | Brass | 3/4" female | 3/4" female | BR 710 800 |
|  | Switch for body safety shower, complete premounted on shower, for EX-Zones 1 & 2. | Plastic | - | - | BR 830 400 |
|  | ClassicLine alarm system for eye showers & safety showers with siren-/flashlight combination. Prewired junction box inclusive electronic switch. Electrical supply: 230 V - 50 Hz | Plastic | - | - | BR 015 800 |